



LED TUBE 18W,22W,G13



Product Overview

LED retrofit lamps are direct replacements for conventional incandescent, halogen, and compact fluorescent (CFL) lamps.

LEDs deliver higher lumens per watt (lm/W) which means significant energy savings while lasting more than ten times longer than incandescent sources. With their directional light, instant on and ability to dim, LEDs are fast becoming the light source of choice.

Features

- Glass tube, lower cost.
- 100lm/W, save more energy.

Safety and Maintenance

- Switch off supply before installing or removing lamp.
- Allow to cool before handling.
- Do not use in totally enclosed fittings as this will reduce lamp life.
- Do not dispose of in household waste.
- Dispose of in appropriate section of local civic amenity site or recycling centre.

DATA SHEET

Specifications – T8 TUBE

SKU	S8914	S8915
Lamp Cap	G13	G13
Nominal Power (W)	18	22
Voltage	220-240Vac 50-60Hz	220-240Vac 50-60Hz
Current (mA)	80	106
Nominal Luminous Flux (lm)	1800	2260
CCT (K)	6500K Daylight	6500K Daylight
Nominal Lifetime (h)	30000	30000
Dimmable	No	No
Switching Cycles	15000	15000
Warm-up time to 60% (S)	0.10	0.10
Length (mm)	1198	1498
Diameter (mm)	25.4	25.4
Mercury (mg)		
Clean-up instructions	See website	See website
Retrofit	Yes	Yes
Equivalent Wattage (W)	36	58
Rated Power (W)	18.0	22.0
Rated Luminous Flux (lm)	1800	2260
Rated Lifetime (h)	30000	30000
Power Factor	0.90	0.90
Rated Peak Candelas (cd)	300	400
Lumen Maintenance Factor at		
Nominal Lifetime	30000	30000
CRI	80	80
Start Time (s)	0.10	0.10
Ambient Temperature Range (°C)	-20 to 40	-20 to 40

Energy Label –T8 TUBE

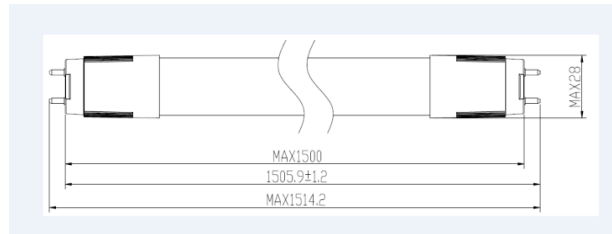
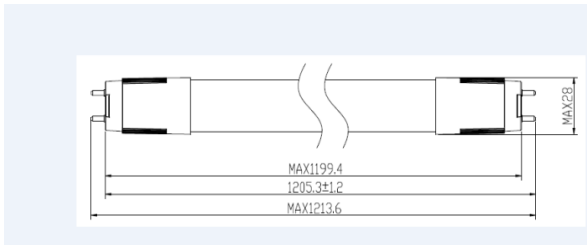
Energy Class	A+	A+
Energy Consumption (kWh/1000h)	18 (18)*	22 (22)*

* The kWh/1000h value published on the energy label is required to be rounded up to an integer according to the EU implementing directive on Energy Labelling. The value to 2 decimal places is given for reference.

Product Markings – T8 TUBE

Voltage	220-240Vac 50-60Hz	220-240Vac 50-60Hz
Nominal Power (W)	1800	2260
Current (mA)	80	106
CE Mark	Yes	Yes
WEEE Mark	Yes	Yes
Batch Code	Yes	Yes

Dimensions

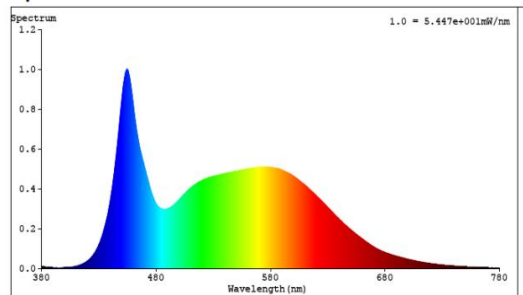


S8914

Photometric Information

4000K

Spectrum

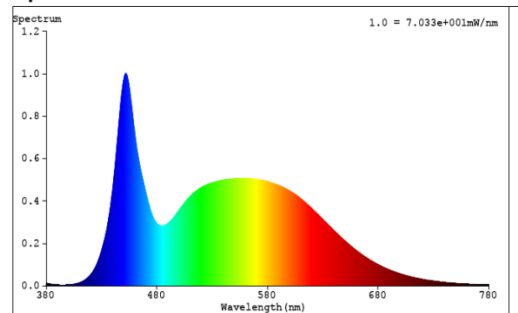


Spectral Distribution

S8915

6500K

Spectrum



Spectral Distribution