

IP20 - NON-MAINTAINED EMERGENCY LED DOWNLIGHT

SKU:S30632
















2.0 W
0
Lumens
(mains)
230
Lumens
(emergency)

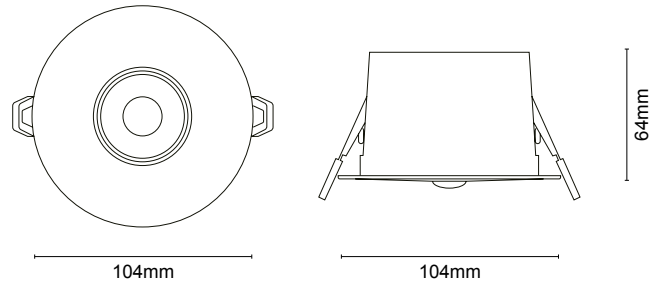
INFORMATION

Modern LED emergency light with test button. Intergrated Module and Battery components the Downlight is a simple emergency lighting solution. The Downlight operates in emergency situations only providing illumination to escape routes and pathways. The Downlight also includes an alternative lens diffuser to suite your lighting needs.

Warranty: 5 Years

SPECIFICATIONS

	Wattage	2W
	Voltage	220-240V (AC)
	Frequency	50/60Hz
	Lumen Output Mains	0 - Emergency only
	Emergency Lumen Output	230lm
	Illuminated Area	4.5m
	Test Button	Yes
	Operating Temperature	0-40°C
	Battery Type	LiFePO4 26650 3.2V 3,000mAh
	Charging Time	24hours
	Emergency Duration	3hours
	Colour Temperature	6,500K (Daylight)
	Weight	255g
	IP Rating	IP20
	Safety Class	Class 1



Cable entry hole N/A



Installation hole size Ø90mm

UK CA CE  **RoHS**
Compliant

LUMiLiFe is constantly developing and improving its products. For this reason, all product descriptions are intended as a general guide and we may change specifications time to time in the interest of product development, without prior notification or public announcement. Data in this sheet has been obtained in controlled experimental conditions. However, LUMiLiFe cannot accept any liability arising from the reliance on such data to the extent permitted by law.

NOTE: PowerMaster is transitioning to LumiLife, during this time current stock may be delivered as PowerMaster.

